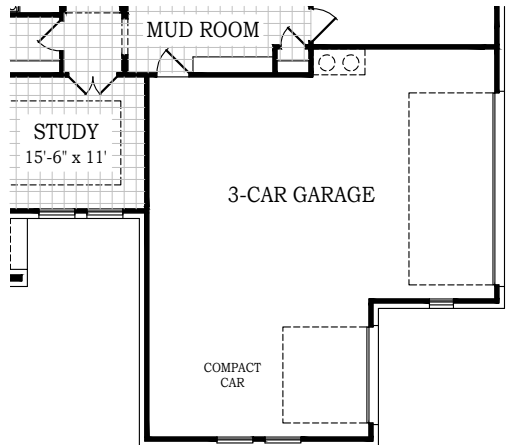
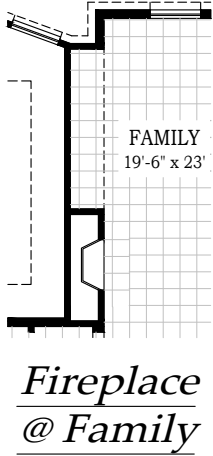





# LANCASHIRE

CHESMAR.com

Plan 3251 | 3,693 Living sq. ft. | 3,251 Conditioned sq. ft. | 4 Bedrooms | 3.5 Baths | 2-Car Garage



Square footage and room dimensions are approximate and may vary per elevation. Window placement, roof line and porches may also vary by elevation. Plans, features, prices and availability are subject to change without notice. 4/11/22 v6.0 (SA)



# LANCASHIRE

CHESMAR.com

Plan 3251 | 3,693 Living sq. ft. | 3,251 Conditioned sq. ft. | 4 Bedrooms | 3.5 Baths | 2-Car Garage



*Elevation A*



*Elevation B*



*Elevation A1*



*Elevation B1*



*Elevation C*



*Elevation D*



Square footage and room dimensions are approximate and may vary per elevation. Window placement, roof line and porches may also vary by elevation. Plans, features, prices and availability are subject to change without notice. 4/11/22 v6.0 (SA) 2 CAR SIDE ENTRY



Setting a Higher Standard