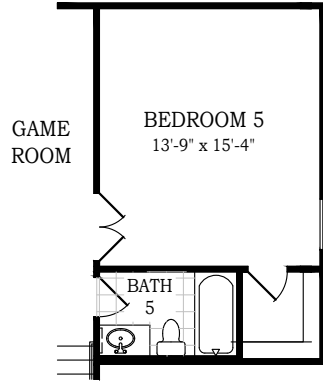




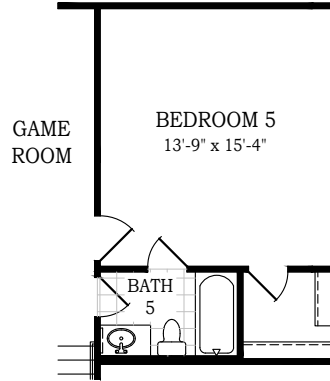
BETHANY

CHESMAR.com

Plan 3800 | 3,800 Conditioned sq. ft. | 4-5 Bedrooms | 4.5 Baths | 3-Car Garage



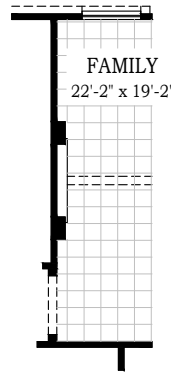
Opt. Bedroom 5



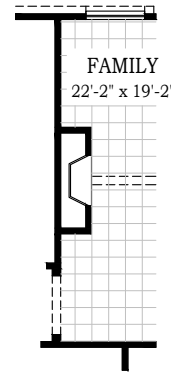
Opt. Bedroom 5



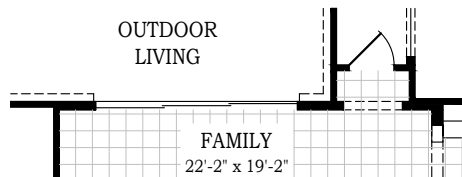
Fireplace @
Outdoor Living



Fireplace @
Family



Fireplace @
Family



Opt. Sliding Door



Square footage and room dimensions are approximate and may vary per elevation. Window placement, roof line and porches may also vary by elevation. Plans, features, prices and availability are subject to change without notice. 2/15/25 V7.0 (SA)



Setting a Higher Standard



BETHANY

CHESMAR.com

Plan 3800 | 3,800 Conditioned sq. ft. | 4-5 Bedrooms | 4.5 Baths | 3-Car Garage



Elevation A



Elevation B



Elevation A1



Elevation B1



Elevation C



Elevation D



Elevation E



Square footage and room dimensions are approximate and may vary per elevation. Window placement, roof line and porches may also vary by elevation. Plans, features, prices and availability are subject to change without notice. 2/15/25 V7.0 (SA)



Setting a Higher Standard