



ELEVATION C

ABOUT THE SAPPHIRE

This Seasons™ Collection floor plan boasts a versatile ranch-style layout packed with personalization options. Enjoy outdoor living? There is a covered patio off the great room, featuring sophisticated center-meet sliding doors. Work from home? Opt for a study in lieu of one of the five bedrooms, or add a tech center off the entryway. Want some flex space? Bump out the 2-car garage for extra storage or a workshop, or opt for a teen room in lieu of one of the bedrooms. In addition to the ability to make this floor plan your own, you’ll also appreciate an open-concept kitchen with a center island, overlooking a dining area and the great room. Plus, a lavish master suite includes a private bath and two walk-in closets, with a convenient laundry room nearby.

COMMUNITY LOCATION:


Seasons at Verrado | 19688 West Glenrosa Avenue | Litchfield Park, AZ 85340 | 623.435.4961

\*This information is presented for education purposes only. The HERS index for a confirmed rating will be determined by a third-party HERS rater based on data gathered from on-site observations and, if required, testing of rated features for a home as featured, optioned, located, oriented and/or built.

+Standard new home is based on the RESNET® Reference Home definition with a HERS® index of 100 (based on the 2006 International Energy Conservation Code).

++Typical resale home is based on the U.S. Department of Energy definition with a HERS® index of 130.

^RESNET® has developed the HERS® index to indicate the comparative efficiencies of homes. It is no guarantee that energy efficiencies will be achieved.



Floor plans and renderings are conceptual drawings and may vary from actual plans and homes as built. Options and features may not be available on all homes and are subject to change without notice. Actual homes may vary from photos and/or drawings which show upgraded landscaping and may not represent the lowest-priced homes in the community. Features may include optional upgrades and may not be available on all homes. Square footage numbers are approximate and are subject to change without notice. ©2019 Richmond American Homes, Richmond American Homes of Arizona, Inc. (a public report is available on the state real estate department’s website), Richmond American Construction, Inc. ROC #206612. 6/10/2019



ELEVATION A

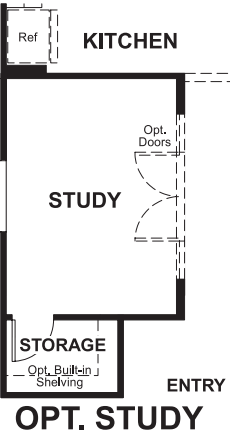
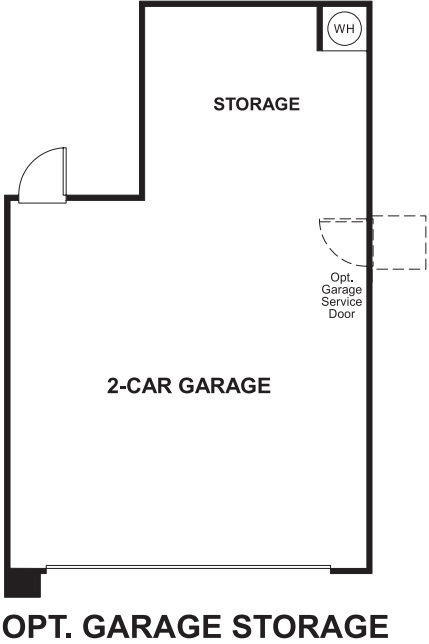
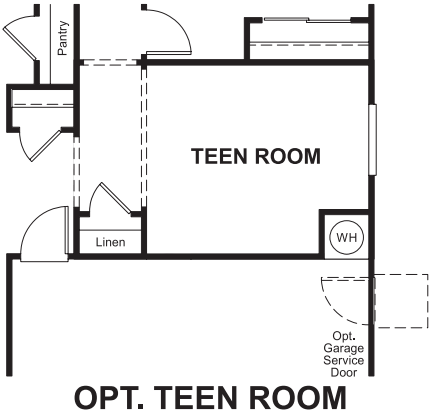
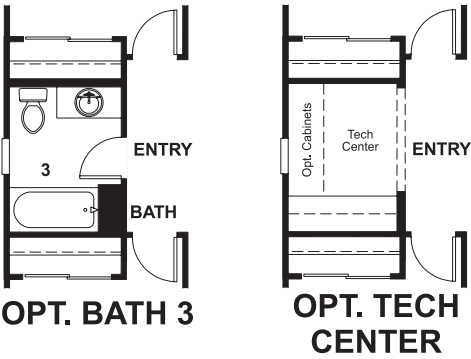


ELEVATION B

MAIN FLOOR



MAIN FLOOR OPTIONS



THIS PLAN'S PROJECTED  
**HERS® INDEX = 64\***  
Projected Rating Based on Plans – Field Confirmation required

**How does this floor plan rate?**  
Take a look: **100** = Standard new home+ **130** = Typical resale Home++  
The lower number, the better! Refer to the RESNET® HERS index brochure or go to [www.RESNET.us](http://www.RESNET.us) and [www.HERSindex.com](http://www.HERSindex.com)

**What's a HERS® Index?** HERS stands for Home Energy Rating System, a system created by RESNET® to measure home energy efficiency.^  
A Projected HERS index or rating is a computer simulation performed prior to construction by a third-party HERS rater using RESNET-accredited rating software, rated feature and specification data derived from home plans, features and specifications, and other data selected or assumed by the rater. The projected HERS index is approximate and is subject to change without notice. Actual results will vary.